



Meal Delivery Services

Salience Index 2025

12 Month Report



This **Meal Delivery Services Report** was put together by a small team of humans at Salience, using a whole host of tools, software and weeks of our time; What makes it into the report is the tip of the iceberg.

Want to go beyond the data within?
Speak to our team, any time, through
our site or social pages.



Editor's

2025 is here!

This year, thanks to AI, we're certain that nothing is certain.

We're already seeing marketing teams lean in even more on AI tools and software, and we're expecting higher levels of market volatility as a result. The unprecedented scope we now have to market better and faster through ever-expanding tools, particularly for lean teams, means that competition will rise, culminating in a more diverse share of voice within industries.

Yet, some marketing challenges remain from last year: the need to reduce reliance on paid channels, a renewed focus on brand performance, and better coordination between individual channels.

How will you keep tabs on the industry movements? That's where our report comes in.

The report serves to remove the blinkers on who you see as competition and, looking at all serious players in your space, give an unbiased view on organic, social & brand performance within your sector.

In addition, underperformance in any of the eleven key performance indicators provides direction on how to level up your digital performance as the year goes on.

Our next report on your industry will be in six months' time, but if you can't wait until then, get in touch any time for an assessment of the market and how you're doing

Brett Janes
Managing Director
01244 564 501
brett@salience.co.uk



Note

We are search marketers with an edge. From data-fuelled content marketers to business and data analysts, UX designers and technical gurus, we have the skills and know-how to grow your brand in whichever direction it needs. From new site builds to market leading search campaigns, we're the go-to agency for household names, challenger brands and ambitious start-ups.

Starting in Chester as an SEO & PPC agency, we've expanded our skills and team exponentially over the last 13 years to ensure our clients' digital activities are in peak condition, from analytics to content marketing, we have the skills in-house to give your brand the competitive edge required to compete in today's digital world.





**You can assess
the overall
success of a site
based off of 11
key metrics...**

Our



Technical SEO



Content Marketing



Digital PR



Paid Media



Copywriting



Analytics



Design



User Experience CRO

Services

Contents

09 Traffic Score Year on Year

18 Traffic Score vs Authority

24 Traffic Score vs Referring Domains

29 Page Speed

35 Search Volume Trends

37 Keyword Trends

44 High Competition Keywords

46 Opportunity Keywords

49 Trust

52 Online Reviews

58 Digital Brand Reach

0.63%

**Of Google
Searchers Click
On Results From
The Second
Page..**

* Source: <https://keyword.com/blog/how-to-climb-from-page-2-to-page-1-on-serps/#~:text=Yip%2C%20we're%20all%20in,what%20they%20are%20looking%20for>.

Traffic Score Year on Year

What is Organic Traffic Score in Ahrefs and how do they calculate it?

"This number is an estimation of how much organic search traffic your target website, subfolder or URL gets each month."


So, to be clear, we haven't somehow gotten into your analytics account. We use this score as an indicator of overall website growth or decline. When placing your score in contrast to the wider market, you can pinpoint an all encompassing ranking of organic traffic scores.

We know these aren't accurate representations of traffic seen in Google Analytics, however, these are accurate metrics relatively across domains.

How it's calculated:



Ahrefs find all the keywords for which your target ranks in the top 100 organic search results.



They estimate the search traffic your target gets from each of those keywords based on its ranking position, monthly search volume and our estimated CTR for that position.



They sum up the traffic estimations of each keyword

Traffic Score Findings

Top 5 winners

01 **gousto**

02 **FRÍVE**


03 **prepkitchen**

04 
EST. 1974 INVERURIE
DONALD RUSSELL
SCOTTISH BUTCHERS & FINE FOODS

05 
WILTSHIRE
EST. FARM 1991
FOODS




These brands are the ones to watch. They're on the rise with the biggest growth in the market. Whatever they're doing, search engines are loving it and you'll want to work out what that is and emulate their strategies, fast.



Top 5 Losses

01  **HELLO
FRESH**

02  *plants*


03  **RIVERFORD**

04  **PASTA
EVANGELISTS**

05 **FARMISON&CO**
eat better meat®



On the opposite end of the spectrum, these brands have had the biggest traffic score drops. They're likely to have been punished by a search algorithm update or have let things slide over the course of the year. Either way, learn from their mistakes.



Traffic Scores.

Site	Overall Rank	YoY Change	Visibility Apr 2025	Visibility Apr 2024	YoY Change	Compared to Market
hellofresh.co.uk	1	-	442,644	500,506	-12%	-16%
gousto.co.uk	2	-	243,369	183,645	+33%	+29%
cookfood.net	3	-	152,855	152,331	-	-4%
riverford.co.uk	4	-	126,841	140,717	-10%	-14%
pastaevangelists.com	5	-	73,097	83,785	-13%	-17%
oddbox.co.uk	6	-	67,208	68,030	-1%	-5%
wiltshirefarmfoods.com	7	-1	66,569	53,783	+24%	+20%
abelandcole.co.uk	8	-1	60,890	62,112	-2%	-6%
musclefood.com	9	+1	60,093	48,306	+24%	+20%
frive.co.uk	10	+103	53,311	-	+100%	+96%
simplycook.com	11	+1	44,008	42,853	+3%	-1%
farmison.com	12	-3	44,002	51,356	-14%	-18%
donaldrussell.com	13	-	41,123	28,323	+45%	+41%
prepkitchen.co.uk	14	+1	40,639	26,548	+53%	+49%
simmereats.com	15	+1	25,085	21,900	+15%	+11%
janeplan.com	16	+3	22,384	11,807	+90%	+86%
mindfulchef.com	17	-3	20,828	27,357	-24%	-28%
oakhousefoods.co.uk	18	+4	16,747	8,202	+104%	+100%
preppedpots.com	19	+19	14,495	3,709	+291%	+287%
dishpatch.co.uk	20	+10	11,546	5,028	+130%	+126%
ericlyons.co.uk	21	+35	8,766	920	+853%	+849%
planthood.co.uk	22	+13	8,247	4,186	+97%	+93%
parsleybox.com	23	+4	8,229	5,995	+37%	+33%
fieldandflower.co.uk	24	-6	7,968	12,094	-34%	-38%
dietchef.co.uk	25	-1	7,114	6,869	+4%	-
eversfieldorganic.co.uk	26	-5	6,873	8,267	-17%	-21%
coteathome.co.uk	27	-1	5,561	6,032	-8%	-12%

Traffic Scores.

Site	Overall Rank	YoY Change	Visibility Apr 2025	Visibility Apr 2024	YoY Change	Compared to Market
thecornishfoodboxcompany.co.uk	28	+6	5,291	4,312	+23%	+19%
latuapasta.com	29	+2	5,051	4,900	+3%	-1%
apetito.co.uk	30	-5	4,911	6,488	-24%	-28%
thegoodprep.com	31	+8	4,872	2,610	+87%	+83%
mygsn.co.uk	32	-4	4,717	5,498	-14%	-18%
cremelondon.com	33	-	4,185	4,408	-5%	-9%
greenchef.com	34	+3	4,148	4,056	+2%	-2%
allplants.com	35	-24	4,130	43,787	-91%	-95%
fuelhub.co.uk	36	+17	3,033	1,267	+139%	+135%
detoxkitchen.co.uk	37	-1	2,829	4,147	-32%	-36%
trifectanutrition.com	38	-18	2,661	9,705	-73%	-77%
potsfortots.co.uk	39	+35	2,375	291	+716%	+712%
eatchefly.com	40	+11	2,290	1,338	+71%	+67%
prepuk.com	41	-12	2,267	5,304	-57%	-61%
grubby.co.uk	42	+6	2,220	1,679	+32%	+28%
planty.uk	43	-	2,212	2,014	+10%	+6%
cerurestaurants.com	44	+2	1,920	1,839	+4%	-
heyfresto.co.uk	45	-13	1,842	4,522	-59%	-63%
thecookaway.com	46	+1	1,817	1,714	+6%	+2%
scoffmeals.com	47	-3	1,790	1,849	-3%	-7%
slimmingworldkitchen.co.uk	48	+66	1,659	-	+100%	+96%
freshfitnessfood.com	49	-9	1,610	2,466	-35%	-39%
home-cooks.co.uk	50	+2	1,559	1,318	+18%	+14%
haarathome.co.uk	51	-10	1,232	2,342	-47%	-51%
meals.co.uk	52	+26	1,172	193	+507%	+503%
madeinoldstead.co.uk	53	+13	1,091	501	+118%	+114%
chefakila.com	54	+13	1,071	501	+114%	+110%


Traffic Scores.

Site	Overall Rank	YoY Change	Visibility Apr 2025	Visibility Apr 2024	YoY Change	Compared to Market
fieldgoods.co.uk	55	+2	1,039	909	+14%	+10%
naturalketosis.co.uk	56	+8	854	650	+31%	+27%
icarecuisine.co.uk	57	+11	828	484	+71%	+67%
resultplan.com	58	-3	729	1,114	-35%	-39%
theofficelunch.com	59	-5	726	1,213	-40%	-44%
devonfarmkitchen.co.uk	60	+19	633	192	+230%	+226%
byruby.co.uk	61	+1	613	789	-22%	-26%
sunbasket.com	62	+14	516	226	+128%	+124%
blueberryhillmeals.co.uk	63	+12	511	230	+122%	+118%
wearefoodstuff.co.uk	64	-22	502	2,299	-78%	-82%
saakshis.com	65	+21	417	91	+358%	+354%
kurami.co.uk	66	-17	405	1,612	-75%	-79%
bodychef.com	67	-4	397	651	-39%	-43%
thebodykitchenuk.co.uk	68	-3	356	540	-34%	-38%
bozu.co.uk	69	+46	281	-	+100%	+96%
chefsforfoodies.com	70	-9	266	826	-68%	-72%
bredamurphy.co.uk	71	+1	263	298	-12%	-16%
indulgedining.co.uk	72	-2	252	318	-21%	-25%
goalplans.com	73	-2	244	312	-22%	-26%
macromealsuk.co.uk	74	-14	230	841	-73%	-77%
bychefjen.co.uk	75	-17	192	899	-79%	-83%
powfood.co.uk	76	-7	175	340	-49%	-53%
bistrochef.co.uk	77	+7	126	98	+29%	+25%
tiptree-meals.co.uk	78	+3	88	159	-45%	-49%
thefarmshop-online.com	79	+1	87	177	-51%	-55%
modernpersiankitchen.co.uk	80	+8	80	73	+10%	+6%
afrisian.co.uk	81	-8	72	292	-75%	-79%

Traffic Scores.

Site	Overall Rank	YoY Change	Visibility Apr 2025	Visibility Apr 2024	YoY Change	Compared to Market
chefonboard.com	82	+1	57	107	-47%	-51%
nlckitchen.com	83	+6	56	69	-19%	-23%
realfooddelivered.co.uk	84	+3	55	74	-26%	-30%
cookmere.co.uk	85	+11	53	37	+43%	+39%
prepanddeliver.co.uk	86	+11	36	36	-	-4%
easyprepfood.uk	87	+11	36	31	+16%	+12%
amgprep.co.uk	88	+6	30	40	-25%	-29%
cavendishcooks.co.uk	89	+11	30	26	+15%	+11%
simplyprepmeals.co.uk	90	-40	13	1,447	-99%	-103%
allweek.co.uk	91	+1	13	51	-75%	-79%
no1foodprep.com	92	+3	9	40	-78%	-82%
ammifood.com	93	+10	8	16	-50%	-54%
acookstour.co.uk	94	+13	8	6	+33%	+29%
springgreenlondon.com	95	-4	7	61	-89%	-93%
revive-nutrition.co.uk	96	+3	7	27	-74%	-78%
greatfood2u.co.uk	97	+19	7	-	+100%	+96%
athleteskitchenuk.co.uk	98	+10	5	4	+25%	+21%
smartfitfood.com	99	+3	3	19	-84%	-88%
masterscatering.co.uk	100	-15	1	92	-99%	-103%

**Industry
Variance**
4%



Industry variance is the average of how much visibility change there has been in the market. So here, this indicates a 4% increase in overall traffic scores within this industry.

If the market's growing, you should be too. If it's shrinking, you need a precise and targeted search strategy.

Got a

Come across any head-scratchers in this report so far?

Get in touch for a no-strings chat and we'll run you through any metrics and how they apply to your brand.



Email us



Call us



Live Chat

Question?

Visibility Vs Authority


Authority is about the stature and reputation of your website. Search engines like high authority sites as they're loaded with trust-worthy signals and likely to provide useful services and content. Authority is measured through a metric called domain rating. The higher it is, the more chance you have to rank for competitive keywords and boost your visibility.



Search engines judge authority through a domain's popularity, size, and age. They use on and off-site signals to determine your rank.



Authority is best achieved through high-quality links gained through topical and brand-relevant digital pr. Not spammy link building.



By matching visibility scores to authority, we identify which sites are performing beyond their means. These are the ones to learn from.

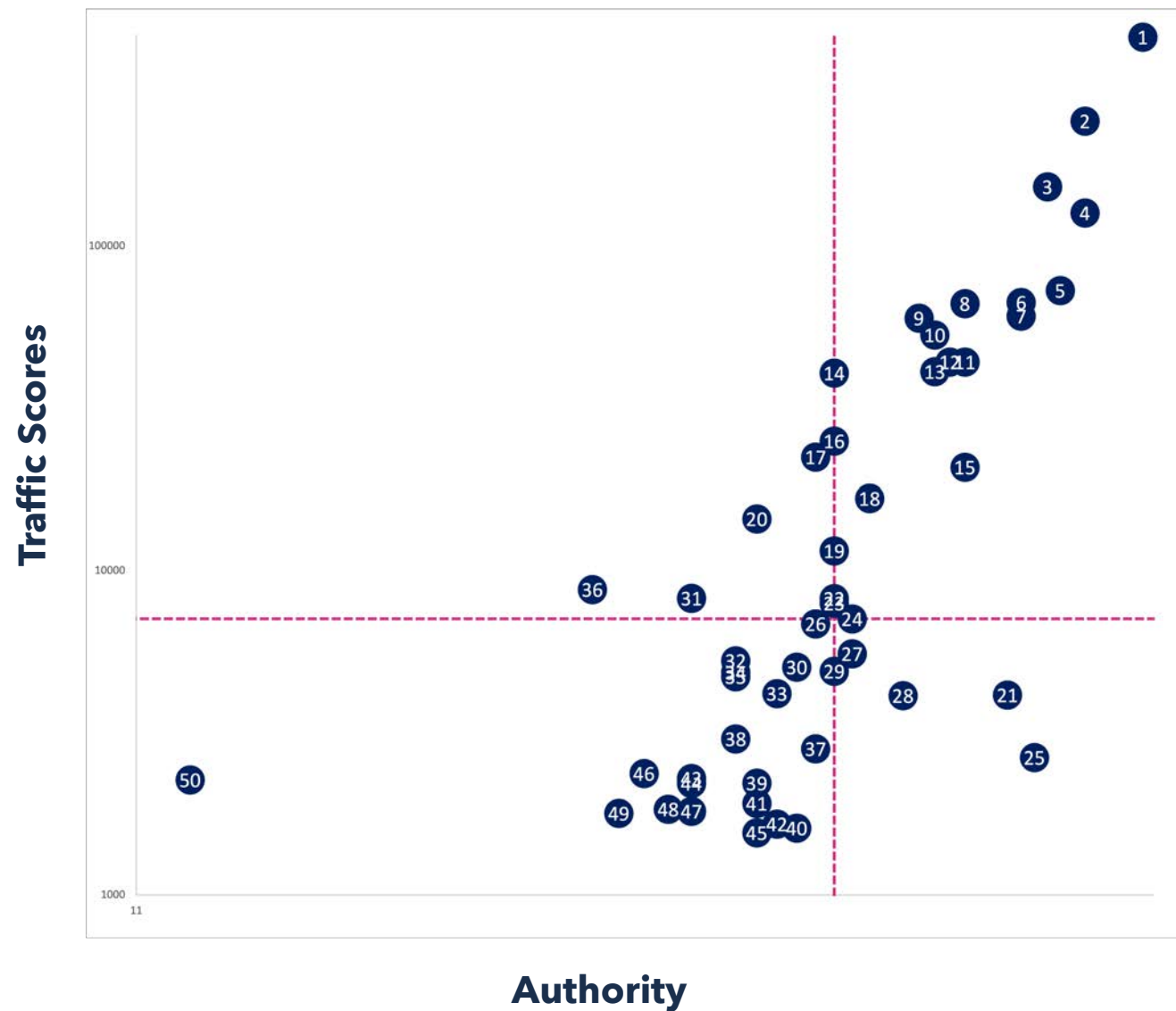


Low authority brands who are ranking for high volume terms are the ones to watch. Target the keywords they perform well on for quick growth.

**"Analysing
visibility vs
authority is a
great way to find
sleeping giants in
the industry."**



Traffic Scores Vs Authority Scores



hellofresh.co.uk	1	farmison.com	11	greenchef.com	21	planthood.co.uk	31	cerurestaurants.com	41
gousto.co.uk	2	simplycook.com	12	parsleybox.com	22	thecornishfoodboxcompany.co.uk	32	slimmingworldkitchen.co.uk	42
cookfood.net	3	donaldrussell.com	13	fieldandflower.co.uk	23	cremelondon.com	33	eatchefly.com	43
riverford.co.uk	4	prepkitchen.co.uk	14	dietchef.co.uk	24	thegoodprep.com	34	planty.uk	44
pastaevangelists.com	5	mindfulchef.com	15	trifectanutrition.com	25	mygsn.co.uk	35	home-cooks.co.uk	45
oddbox.co.uk	6	simmereats.com	16	eversfieldorganic.co.uk	26	ericlyons.co.uk	36	potsfortots.co.uk	46
abelandcole.co.uk	7	janeplan.com	17	coteathome.co.uk	27	detoxkitchen.co.uk	37	thecookaway.com	47
wiltshirefarmfoods.com	8	oakhousefoods.co.uk	18	allplants.com	28	fuelhub.co.uk	38	heyfresto.co.uk	48
musclefood.com	9	dishpatch.co.uk	19	apetito.co.uk	29	grubby.co.uk	39	scoffmeals.com	49
frive.co.uk	10	preppedpots.com	20	latuapasta.com	30	freshfitnessfood.com	40	prepuk.com	50

A

Those with high visibility but low authority may not have the brand reach compared to rivals, but overperform in search engines thanks to technical SEO, content and site experience.

B

Hats off to these guys. They've built their house right and have the search marketing strategy to expand. At this point, you should be thinking about solidifying yourself as market leader.

C

Sites with low traffic scores and authority. Look on the bright side, there's a lot of room for improvement. Brands in this zone should consider urgently rethinking their on-site technical and structural setup, also their keyword strategy and off-site campaigns.

D

Low traffic scores, high authority. At school, these sites were the kids who 'had potential.' There are clearly some on-site issues holding these brands back. Whether those issues lie in content, structure, or tech, an on-site review is highly recommended.

Traffic Scores vs Authority Findings

High authority, low traffic scores

The Sleeping Giants

These brands could benefit most from resolving their on-site tech and structural issues. Identification of those problems, and dealing with them in a priority order, should be their key objective.



01 CÔTE
at home

02 **apetito**

03 **GREEN
CHEF**

04 *plants*

05  **TRIFECTA**

Traffic Scores vs Authority Findings

High traffic scores, **low authority**

The Overachievers

These websites have strong traffic scores in spite of a lack of trusted links and press coverage. Digital PR can push the brand further, but through technical SEO, content and experience, they play a role in the search engines.



01 **prepkitchen**

02 **SIMMER**

03 **janeplan**

04 **Prepped Pots**
powered by musclefood

05 **DISHPATCH**

Traffic Scores Vs Referring Domains

Links aren't a numbers game. Not anymore, at least. The loose correlation between the number of linking domains and organic traffic scores shows that it's quality, not quantity that counts, brands that know this invest in digital PR not link building.

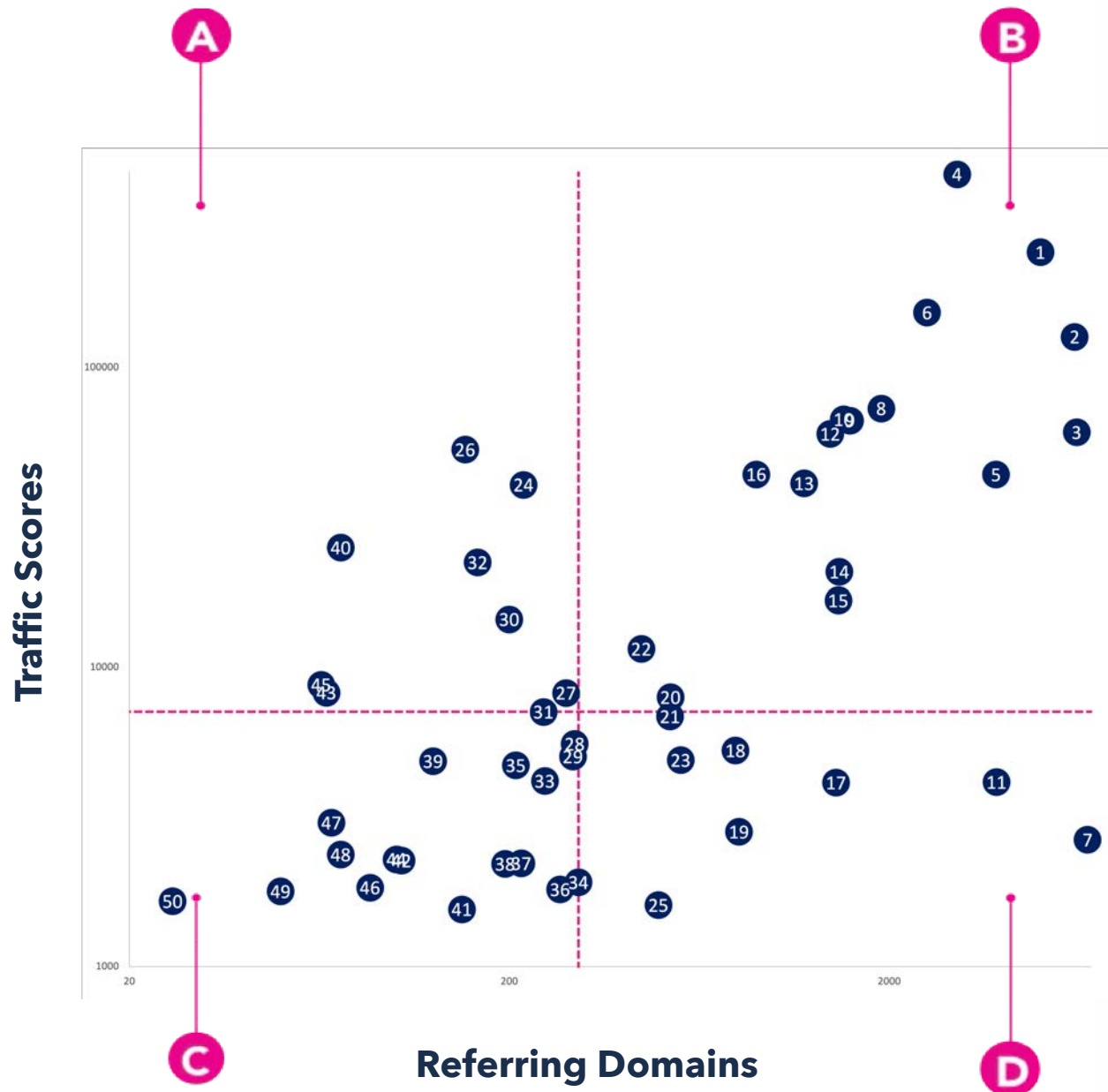
Key:

gousto.co.uk	1	donaldrussell.com	13
riverford.co.uk	2	mindfulchef.com	14
abelandcole.co.uk	3	oakhousefoods.co.uk	15
hellofresh.co.uk	4	simplycook.com	16
farmison.com	5	allplants.com	17
cookfood.net	6	thecornishfoodboxcompany.co.uk	18
trifectanutrition.com	7	detoxkitchen.co.uk	19
pastaevangelists.com	8	fieldandflower.co.uk	20
wiltshirefarmfoods.com	9	eversfieldorganic.co.uk	21
oddbox.co.uk	10	dishpatch.co.uk	22
greenchef.com	11	apetito.co.uk	23
musclefood.com	12	prepkitchen.co.uk	24

Traffic Scores Vs Referring Domains

Key:

freshfitnessfood.com	25	planty.uk	38
frive.co.uk	26	thegoodprep.com	39
parsleybox.com	27	simmereats.com	40
coteathome.co.uk	28	home-cooks.co.uk	41
latuapasta.com	29	prepuk.com	42
preppedpots.com	30	planthood.co.uk	43
dietchef.co.uk	31	eatchefly.com	44
janeplan.com	32	ericlyons.co.uk	45
cremelondon.com	33	heyfresto.co.uk	46
cerurestaurants.com	34	fuelhub.co.uk	47
mygsn.co.uk	35	potsfortots.co.uk	48
thecookaway.com	36	scoffmeals.com	49
grubby.co.uk	37	slimmingworldkitchen.co.uk	50



A High traffic scores with low referring domains likely means the site is well set up technically, with great content, but scores low on brand traffic scores. Compare your visibility and RDs to your competition. Strong potential to grow brand traffic scores with digital PR links.

B High traffic scores with high referring domains are dominating the organic market. If you're in this quadrant, keep doin' you. If not, it may be easier to compete with their traffic scores through technical SEO and content.

C Low traffic scores with low referring domains could mean infinite things. However, generally ramping up your search marketing is required to compete in your space. Whether that's through tech, content or links, we can't say from this graph, but speak to us if you need a few pointers.

D Low traffic scores with high links is a double edged-sword. Potentially, your link profile and strategy is spammy, old or otherwise suboptimal, and search engines see that. Regardless, it could also mean you're a sleeping giant in search. Get an outside opinion on your tech, content, and links.

Our

Since 2009, we've provided search marketing services for household names, challenger brands and ambitious start-ups across retail, lead generation, finance & charity sectors. We work on agile principles, born from the belief that marketing challenges rarely come with six month's notice, so there's no point in making plans that far in advance. We assess the biggest issues and opportunities for our clients at the start of every sprint. We are a new breed of search marketing agency that moves fast and adapts to opportunities in the moment, not in a month.



15+ Years Experience

8.5m Organic Transactions

58m Organic Sessions

[Find Out More](#)

Experience



**The results we've achieved from
Salience's content marketing efforts
have exceeded my expectations.**

— Paul Hambridge, MD

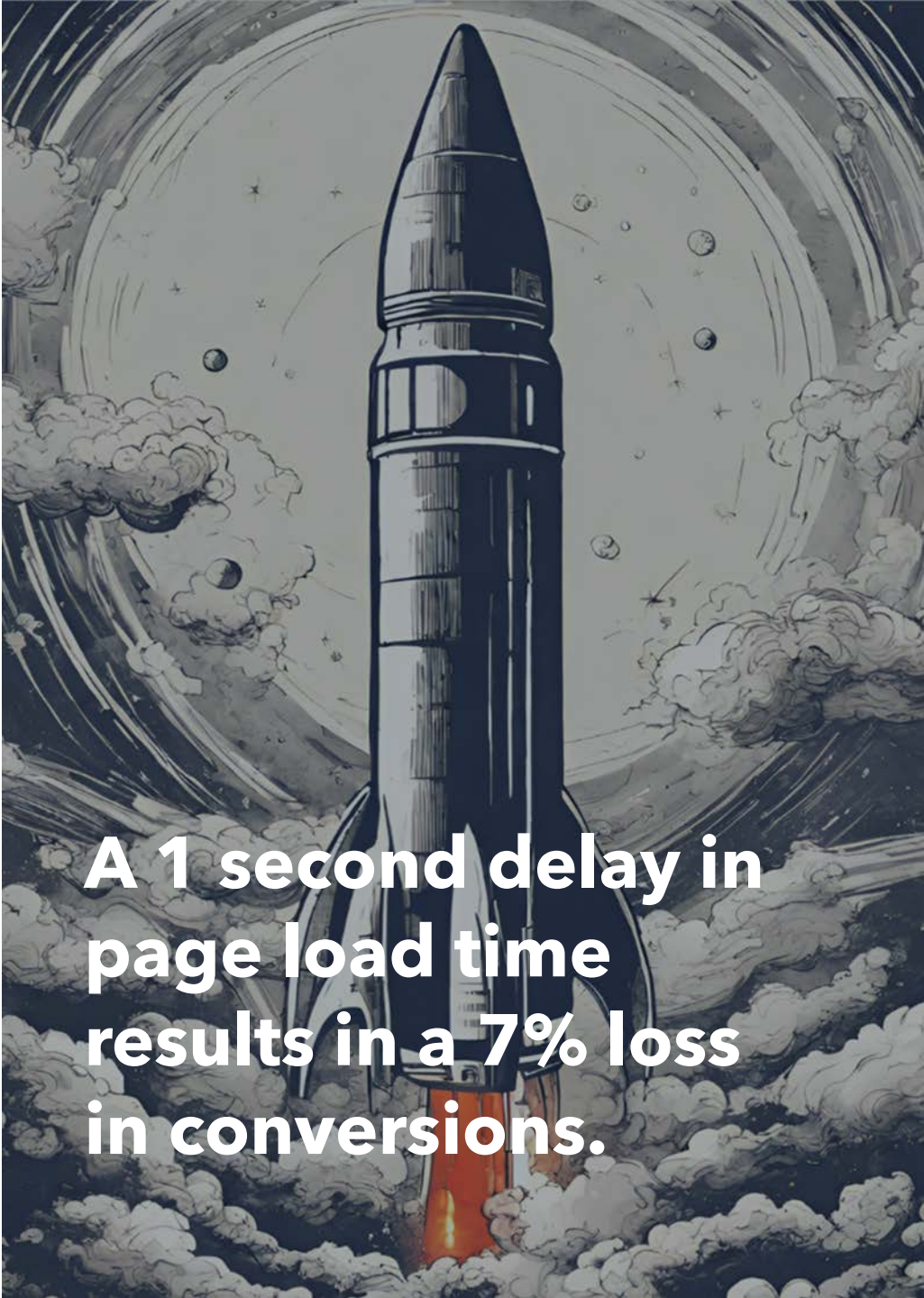


[Read this Case Study](#)

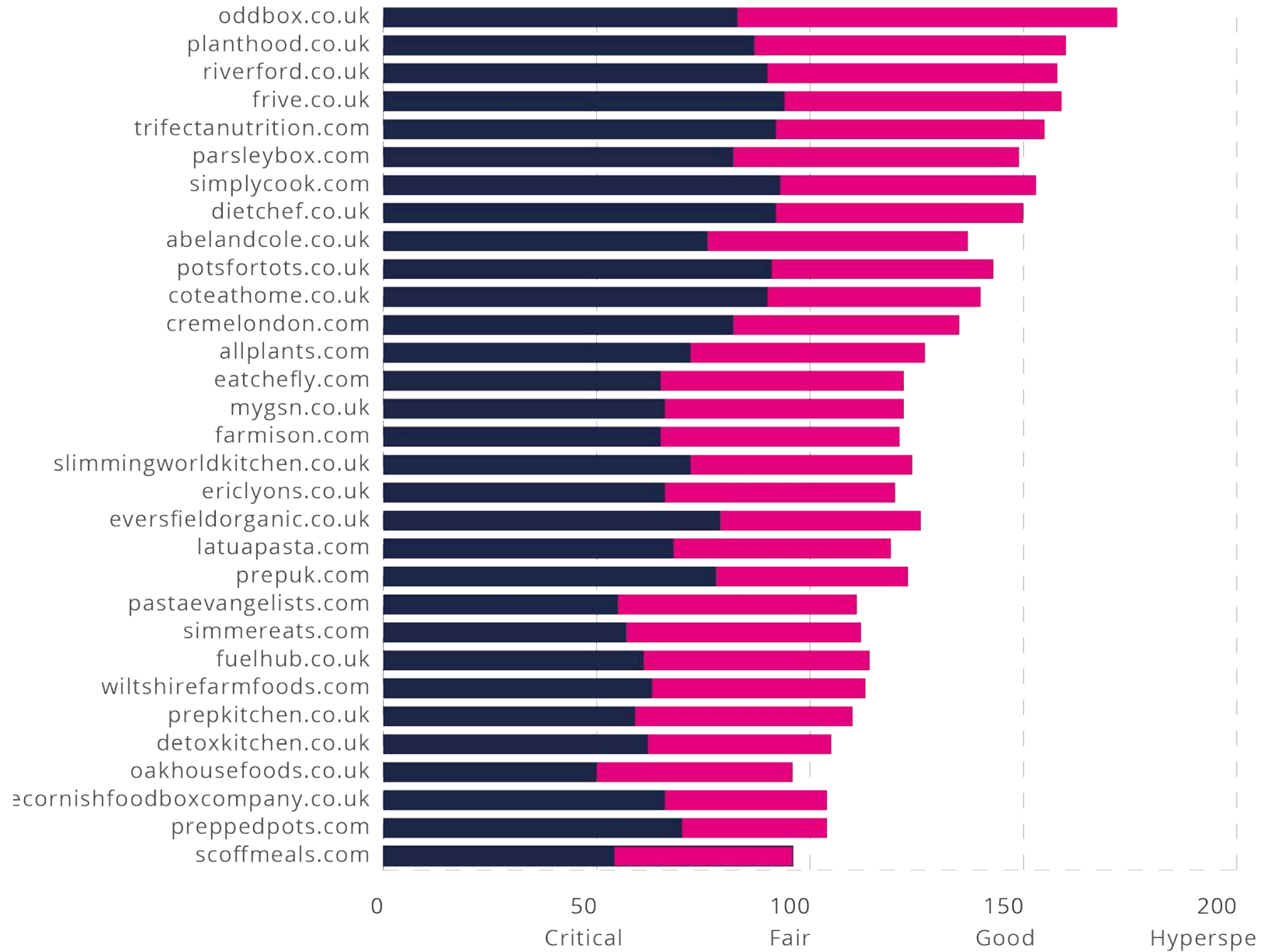
Page speed

In 2010, Google announced that page speed would be included as one of the ranking factors for their search index. With a further update in 2020 to Core Web Vitals. Titled Core Web Vitals, this new ranking factor will centre around page speed. We're talking largest contentful paint (LCP) and first input delay (FID) - in simple terms, how fast your site loads and how fast it can be interacted with.

The first step is to check how you compare against the rest of your industry. Luckily, we've got just the thing. Our page speed leaderboard shows which brands are lightning fast and those lagging behind.



**A 1 second delay in
page load time
results in a 7% loss
in conversions.**



Page Speed Scores



Key:

- Desktop
- Mobile



ds Awards Awards Awards Awards Award

Why Don't We Include PPC Data In Our Reports?

PPC data from third party platforms over your own Google Ads' account is unreliable. Unlike organic metrics such as visibility, which are easily measured, it is difficult to collect any meaningful PPC performance data without the use of spy programmes.

Although there are a number of PPC spying tools available on the market, these should never be trusted. We're only interested in giving you the most meaningful, relevant, and up-to-date data which simply cannot be achieved for PPC.



The team at Saliency have completely overhauled our PPC campaigns, implementing a new strategy which keeps costs low and ROAS high. Onboarding was fast and easy with transparent pricing and very minimal setup required.

We've had great communication throughout and regular meetings to discuss progress.

Rosie Adams, Marketing Manager,
Hard to Find Whisky



Case Study



A dominating brand paid media strategy for **Wholesale Sweets**.

Wholesale Sweets is a self-descriptive business: sweets at wholesale prices.

When approached to be paid media partners, the brand was in a transitional period between brand names, moving from UK Sweets to Wholesale Sweets. Having a "generic" search term within a brand name presents both great challenges and benefits.

The brand's vision was clear: create a dominating brand strategy for Wholesale Sweets: become synonymous with the term "Wholesale Sweets".

At the beginning of the campaign it was clear that gaining visibility in this area would be tough. The term "wholesale sweets" isn't considered a brand by Google; a total of 15 other competitors still actively bid for top position.

Using a targeted approach to dominate the new brand brought the following results:

- Search impression share (visibility) increased by 117%,
- Ads serve above organic results 173% more often
- Position 1 achieved 188% more often
- Conversions increased by 130%
- Conversion value doubled

AKA domination of "wholesale sweet" terms.

Similar Challenges?

Talk to an expert.





Going above and beyond our expectations of a digital marketing partner, Salience gave us the insight and understanding to take our business to the next level whilst keeping it enjoyable and fun.

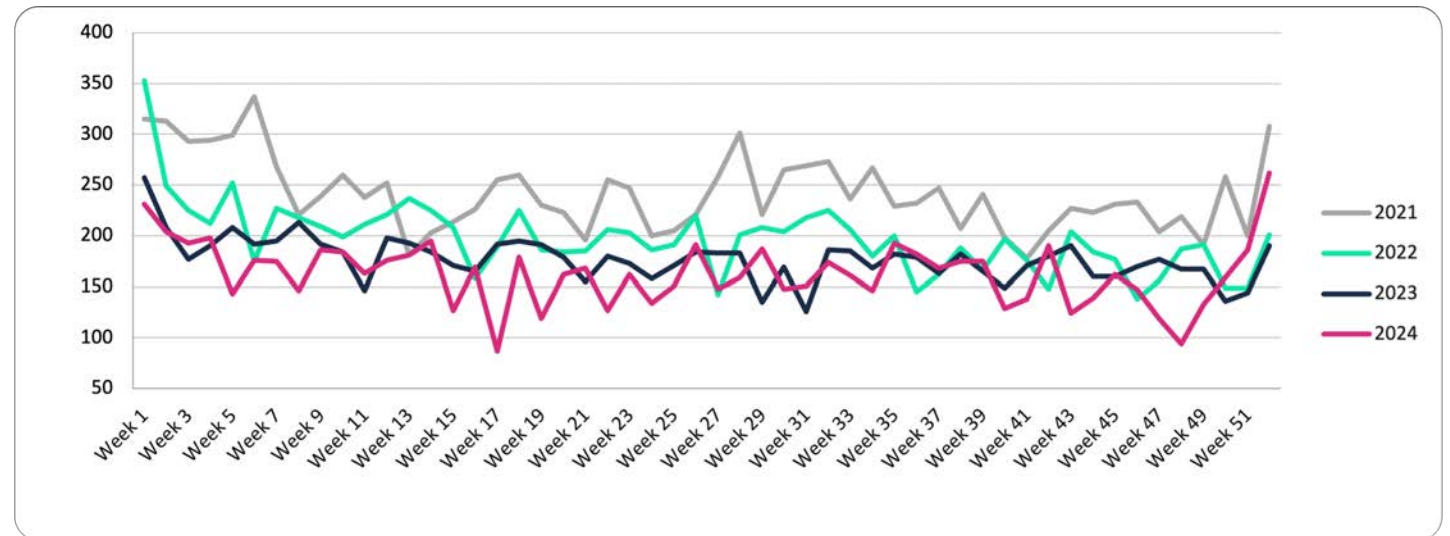
— Caren Downie, Fashion Director

LEMONADE DOLLS

[View Case Studies](#)

Search Volume Trends

In a nutshell, search volume trends show how interest has changed for the products, services, and content provided within your industry. A downward trend means less people are searching. An upward trend means interest is on the rise and new opportunities are up for grabs. Either way, it's important to stay on top of when search is high and low to help inform your strategy for search.



The rise of AI is dramatically changing our industry, users will be searching in entirely new ways in 2025 and beyond.



Keyword

We've been keeping a close eye on what keywords people are searching for in the market, allowing us to see what is trending.

In the following sections we'll give you the heads up on which keywords are on the rise and need your attention, alongside those which are becoming less and less important.

Using historical search data, we're able to find trend patterns and identify opportunities ahead of the curve.

Our search and content strategists continually monitor industry movements. From here, we're able to spot content and category gaps before they're deemed industry standard.



The cost of living crisis has brought huge changes to most of the consumer landscape. Monitoring changes in search volume for keyword groups is essential to spotting new trends and surging demand.

Trends

Emerging Trends

Emerging Products

Keyword	Search Volume	Interest Trend
food deliveries	22200	7%
healthy meals near me	14800	15%
order food online	6600	9%
meal delivery services	3600	22%
food services that deliver	2400	26%
home delivery meals	2400	22%
freshly food	1900	22%
roast dinner delivery near me	1600	23%
food delivery to me	1300	9%
order food online near me	1000	100%
christmas dinner delivery	1000	431%
meal prep near me	1000	31%
sunday dinner delivery near me	1000	48%
chinese food delivery	1000	15%
cook delivery	1000	10%
cooked meals delivered	880	15%
pre made foods	880	14%
good prepared meals	720	21%
cooked food delivery	720	29%
food delivery deals	720	13%
food delivery for seniors	590	19%
christmas food delivery	390	327%

Emerging Trends

Emerging Products

Keyword	Search Volume	Interest Trend
meals delivered to house	390	78%
order christmas food	390	767%
precooked meal delivery	390	26%
buy food online	320	66%
meal prep low carb high protein	210	34%
hot meal delivery service	90	175%
cooked meals delivered to your door	90	97%
chef prepared food	40	1067%

Emerging Brands

Emerging Brands

Keyword	Search Volume	Interest Trend
wiltshire farm foods	74000	41%
simply cook	60500	3%
parsley box	22200	70%
jane plan	22200	30%
prep kitchen	18100	68%
simmer eats	14800	339%
oakhouse foods	14800	123%
frive	12100	650%
planthood	6600	83%
slimming world kitchen	5400	179900%
apetito	5400	14%
grubby	5400	6%
fresh fitness food	3600	69%
ceru restaurants	2900	243%
planty	1900	32%
the good prep	1300	48%
scoff meals	1000	76%
eric lyons	1000	6%
the cornish food box company	1000	4%

Receding Trends

Receding Products

Keyword	Search Volume	Interest Trend
food delivery near me	49500	-5%
breakfast delivery near me	9900	-6%
meal delivery	4400	-8%
food box delivery	3600	-29%
meal box delivery	3600	-29%
food prep and delivery	3600	-18%
meal prep and delivery	3600	-18%
roast dinner delivery	2900	-41%
diet food delivery	2400	-22%
diet meal plan delivery service	2400	-22%
prepared meals	2400	-13%
sunday dinner delivery	2400	-18%
meal kits	1900	-24%
food box subscriptions	1900	-24%
vegan food delivery service	1600	-21%
vegan food plan delivery	1600	-21%
vegetarian meal delivery	1600	-21%
meals delivered to your door	1600	-19%
food delivery kits	1300	-23%
fresh food delivery	1300	-18%
healthy delivery food	1300	-14%
sunday lunch near me delivery	1300	-14%

Receding Trends

Receding Products

Keyword	Search Volume	Interest Trend
cheap food online	1000	-36%
cheap food delivery	880	-23%
protein prepared meals	880	-13%
fresh food boxes	720	-39%
full english breakfast delivery near me	720	-29%
party food delivery	720	-28%
healthy delivery	480	-68%
halal meal prep delivery	170	-59%

Receding Brands

Receding Brands

Keyword	Search Volume	Interest Trend
hello fresh	368000	-33%
muscle food	74000	-42%
odd box	60500	-44%
mindful chef	60500	-27%
riverford	49500	-13%
pasta evangelists	40500	-28%
donald russell	27100	-17%
green chef	22200	-11%
all plants	14800	-34%
farmison	12100	-3%
field and flower	8100	-33%
cote at home	8100	-7%
diet chef	5400	-24%
prepped pots	4400	-68%
la tua pasta	3600	-34%
crème london	3600	-18%
detox kitchen	3600	-21%
home cooks	3600	-6%
fuel hub	2900	-19%
eversfield organic	2400	-43%
prep uk	1600	-19%
pots for tots	1000	-11%

Receding Brands

Receding Brands

Keyword	Search Volume	Interest Trend
my gsn	320	-8%
dish patch	140	-37%
hey fresto	110	-6%
trifecta nutrition	90	-34%
the cook away	30	-67%

 **Wiltshire Farm Foods** is
dominating the brand
search game.

**This is far more than
technical SEO
fundamentals, achieving
this requires a full frontal
assault on search.**

Brett Janes
Managing Director

01244 564 501
Brett@saliency.co.uk

[Book a Chat](#)



Got a

Come across any head-scratchers in this report so far?

Get in touch for a no-strings chat and we'll run you through any metrics and how they apply to your brand.



Email us



Call us



Live Chat

Question?

High Competition Keywords.

These keywords are the heavyweight belts, the golden tickets, the ones to tell your nan about. For top of market brands holding these positions, close monitoring and continued search marketing activity is needed to safeguard them.

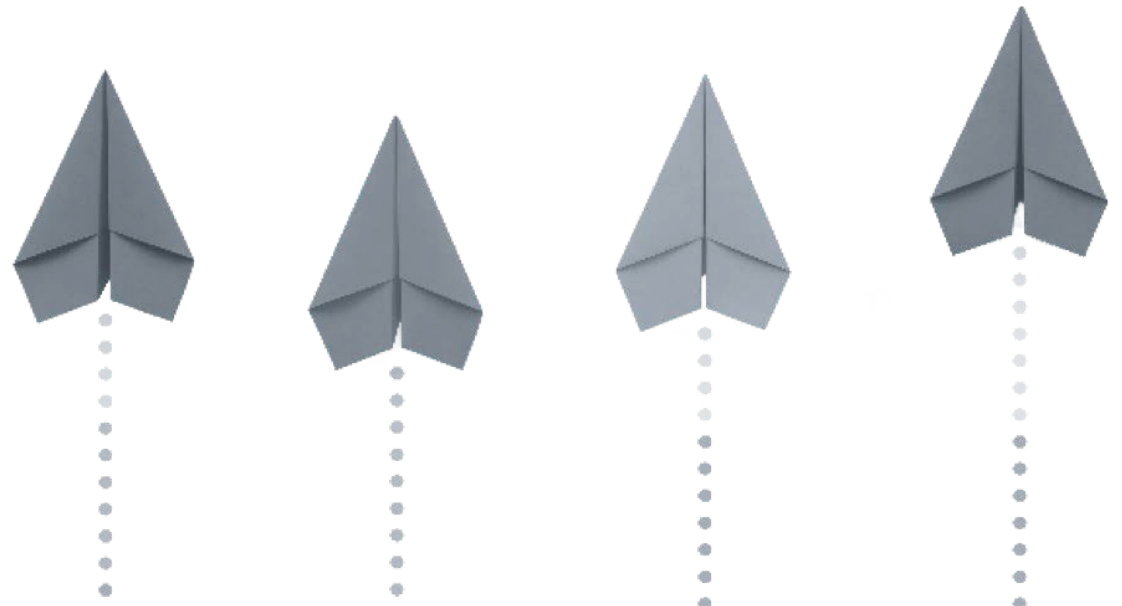
For challenger brands looking to weigh in, you best bring your A-game.



High competition keywords are typically sought after by big brands. We're talking those with brick and mortar stores & large brand reach.



Qualifying intent is more important than ever on these keywords. Providing the correct user journey upon first click is critical.



1 food delivery near me
16,000 91

2 meal prep services
7,200 55

3 order food online
4,300 94

4 meal delivery
3,100 65

5 meal delivery services
2,600 55

6 ready meals delivered
2,300 59

7 takeaway food near me
1,900 87

8 food box delivery
1,900 70

9 meals delivered to your door
1,300 67

10 fresh food delivery
1,100 82

High Competition Keywords.



Key:

● Local monthly searches (UK)

● Competitiveness Score

Opportunity

These terms have less competition yet high search volumes. As such, they are a perfect battle ground for all brands in the industry to increase their digital reach.

Marketing teams across the industry ignore these terms but audiences are interested. With strong volumes and low competition, they're ripe for the taking.

For challenger and low-visibility brands, these are the terms where you'll see most success. Concentrate on these and you'll see traffic and revenue start to grow.

For market leaders, these are the terms that have probably skipped your radar. Dig into these and corner the market.

Brett Janes
Managing Director

01244 564 501
Brett@saliency.co.uk

[Book a Chat](#)

Keywords



1	low carb ready meals	350	4
2	party food delivery	350	6
3	healthy prepared meals	250	38
4	food delivery offers	350	10
5	food delivery deals	300	21
6	vegan food delivery	350	21
7	fresh meal prep	400	32
8	restaurant meal kits	400	33
9	pre prepared meals	400	41
10	vegan meal delivery	500	22

Opportunity Keywords.



Key:

-  Local monthly searches (UK)
-  Competitiveness Score

Ooo Nice Clients...

Dreams

carpetright.

Lindt 

HARVEY MARIA®
— FABULOUS FLOORS —

sunny

 early
learning
centre

PÂTISSERIE
VALERIE


FLOORING KING


The Entertainer
TheToyShop.com

PAPIER

 BRITA®

 JUSTMYLOOK


TOTALLY wicked®

LiveScoreBet™


healthspan

PORCELANOSA

Trust

First introduced with the E-A-T Algorithm update in 2018, trust has since become a critical ranking factor. But there's no single score to judge trust. Instead, it's a holistic view of your website's expertise, authority and trustworthiness. It centres around both on and off-site signals. Think external review platforms, high-quality links, transparency over processes and policies, and plenty more.



Your Money Your Life (YMYL) / eCommerce brands are those most likely to see visibility drop as a cause of poor trust signals.



Search quality evaluator guidelines identify how manual reviewers evaluate your site's trust-worthiness. Use these to get ahead.

Trust centres
around both on
and off-site
signals.



Checklist For Building Customer Trust.

A website can be used to build trust. You can do this through “trust signals”.

Trust signals are content embedded within your website that builds up credibility.

Having these things strategically placed around the site builds trust from users & search engines alike.

A lot of things can be considered a trust signal Like:

1

User reviews
(TrustPilot, Feefo)

2

Testimonials

3

Guarantees
(free returns, warranties)

4

Credential badges
(Industry recognised certifications, think Informed Sport for a supplements brand)

Here is a quick checklist of where you could place **trust signals**:



Trust bar across the site
(a small bar that holds all your guarantee's, warranties etc.)



Customer testimonials in product pages, convince the user at point of purchase.



Review profile embedded in the home page & key PLPs
uk.huel.com are a great example.



Individual product reviews.
Bonus points if you can link this with a review profile.



Embed credential badges on shopping cart pages and any other high intent pages.



Online Reviews

A key element of trust, reviews are essential to your search marketing arsenal. Having more good reviews than your competitors is important for off-site trust signals (part of the EAT update), local pack prominence, and CTR where star-ratings feature in the SERPs.

01

Incorporate external review platforms into your buying process to ensure maximum take-up.

02

Bad reviews need to be answered and fast. Users are more likely to ignore bad reviews if they see fast replies.

03

eCommerce sites are judged by both users and search engines on their review platforms.

98%

People read online reviews for local businesses. *

36%

Of businesses that claim free listings on multiple review sites make 36% more revenue. *

90%

Of read online reviews for before visiting a business. *

36%

Of consumers are 'highly' or 'likely' to use a business that responds to all of its online reviews. *

// Salience.

High Competition Review score:





wiltshirefarmfoods.com
56,081 4.6



cookfood.net
35,704 4.8



parsleybox.com
40,406 4.7



riverford.co.uk
18,741 4.8



musclefood.com
116,450 3.9



oddbox.co.uk
18,692 4.6



oakhousefoods.co.uk
20,042 4.5



mindfulchef.com
19,618 4.4



abelandcole.co.uk
12,857 4.5



frive.co.uk
8,095 4.6

High Reviewed Sites.



Key:



Number of reviews



Review Score

Brand Reach Findings

Top 5 Brand Searches



Monthly Searches (UK)

Monthly brand searches shows an indication of brand recall within search behaviour. The top five are the most recalled names within search.



01



368,000

02



165,000

03



74,000

04



74,000

05





60,500

Top 5 Social Scores



Owned social score

Social score considers followers and engaged conversations on all major social platforms. The top five have a strong following, creating engagement through content and product campaigns.

01	 HELLO FRESH	5,320
02	Slimming World <i>kitchen</i>	3,869
03	Muscle Food	2,301
04	 GREEN CHEF	1,039
05	gousto	801

Brand

Brand Awareness describes how familiar consumers are with your brand or products.

Digital brand awareness describes how familiar consumers are with your brand or products online, whether they are searching for your brand or interacting with it on social media.

To calculate this figure, we blend branded search metrics with the performance and reach of social channels for brands across the sector.

This helps identify which brands are most prominent across a range of channels and those who are fading into the background.

Brand searches are a traditional measure. Owned social score is really important too. This identifies audiences you have access to. These can both be improved by strategic, relevant digital pr.

Alana Mustill
Head of Digital PR

01244 564 501
Alana@salience.co.uk

Book a Chat



Awareness

Brand Awareness

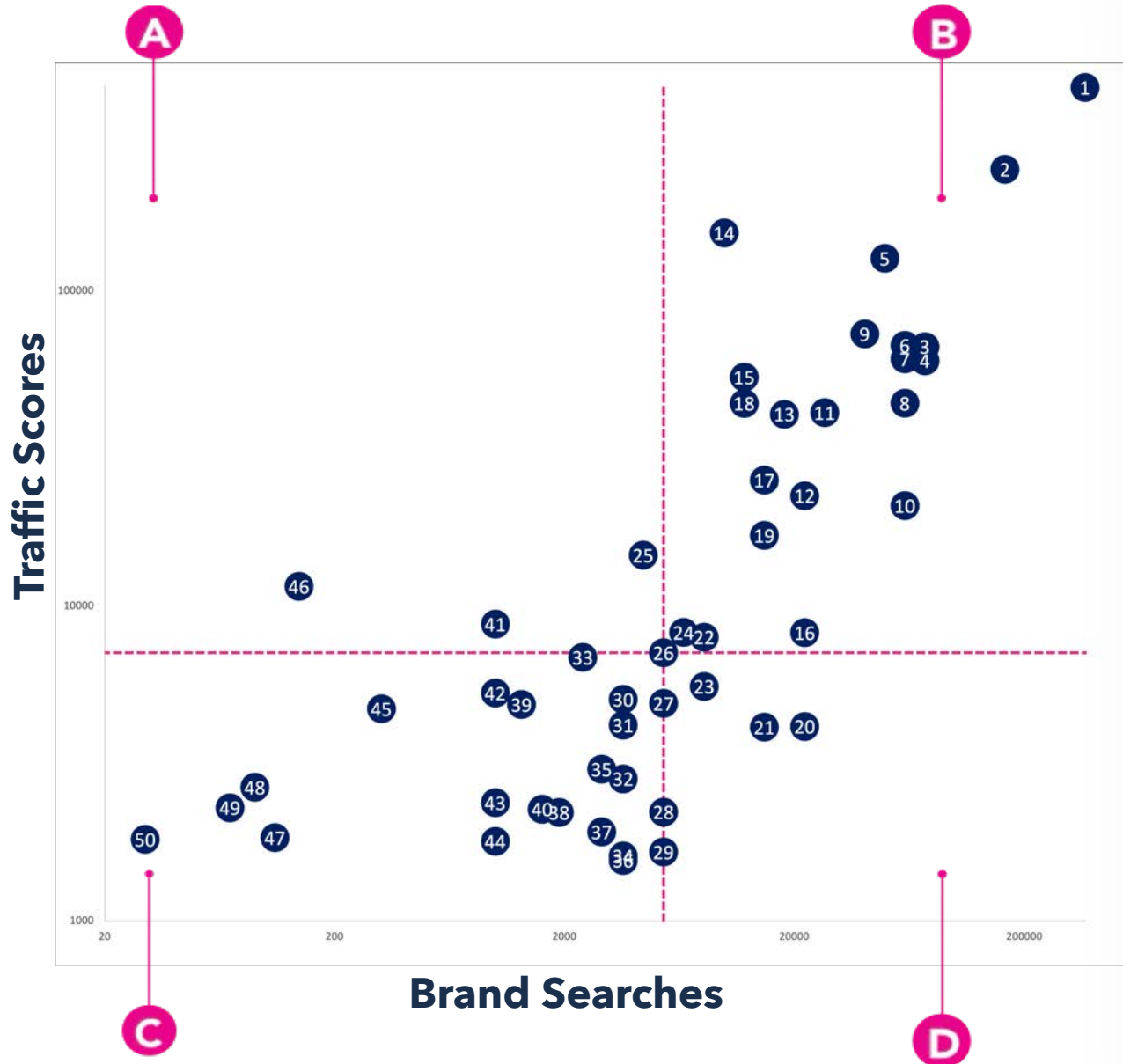
Market Leaders

Site	Brand Searches (Per month)	Owned Social Score	Rank
hellofresh.co.uk	368000	5320	1
musclefood.com	74000	2301	2
gousto.co.uk	165000	801	3
riverford.co.uk	49500	650	4
simplycook.com	60500	382	5
greenchef.com	22200	1039	6
mindfulchef.com	60500	351	7
slimmingworldkitchen.co.uk	5400	3869	8
abelandcole.co.uk	60500	317	9
oddbox.co.uk	60500	232	10
pastaevangelists.com	40500	263	11
allplants.com	14800	253	12
wiltshirefarmfoods.com	74000	49	13
simmereats.com	14800	221	14

Brand Awareness

Market Leaders

Site	Brand Searches (Per month)	Owned Social Score	Rank
prepkitchen.co.uk	18100	147	15
donaldrussell.com	27100	95	16
frive.co.uk	12100	162	17
planthood.co.uk	6600	254	18
oakhousefoods.co.uk	14800	106	19
cookfood.net	9900	152	20
farmison.com	12100	99	21
coteathome.co.uk	8100	141	22
detoxkitchen.co.uk	3600	271	23
janeplan.com	22200	39	24
cremelondon.com	3600	138	25
fieldandflower.co.uk	8100	52	26
parsleybox.com	22200	17	27
freshfitnessfood.com	3600	99	28
dietchef.co.uk	5400	65	29



A

High traffic scores with low brand searches is a reflection of stronger performance in ranking for generic search terms, but weaker performance in prospects that come looking for you. Digital PR efforts can assist in growing these brands.

B

High traffic scores with high brand searches. This is where everybody wants to be. These campaigns rank well for generic search terms, and swathes of people are coming looking for these guys. The pinnacle.

C

Low traffic scores and low brand search campaigns are green with a lot of scope for growth. Onsite and offsite SEO can be utilised to start to make gains on both fronts.

D

Low traffic scores and high brand searches are reflective of campaigns that do a great job on a brand front in attracting prospects, but perhaps lack the ability to share an even footing with competitors on generic search rankings.

Brand Searches Vs Traffic Scores

Branded search is, by definition, any search query that includes the name of a brand or a branded product (think 'Hoover').

Branded search is important because these consumers know exactly what they are looking for, and are more likely to convert when they find it.

Key:

hellofresh.co.uk	1	prepkitchen.co.uk	13
gousto.co.uk	2	cookfood.net	14
wiltshirefarmfoods.com	3	frive.co.uk	15
musclefood.com	4	parsleybox.com	16
riverford.co.uk	5	simmereats.com	17
oddbox.co.uk	6	farmison.com	18
abelandcole.co.uk	7	oakhousefoods.co.uk	19
simplycook.com	8	greenchef.com	20
pastaevangelists.com	9	allplants.com	21
mindfulchef.com	10	fieldandflower.co.uk	22
donaldrussell.com	11	coteathome.co.uk	23
janeplan.com	12	planthood.co.uk	24

Brand Searches Vs Traffic Scores

Branded search is, by definition, any search query that includes the name of a brand or a branded product (think 'Hoover').

Branded search is important because these consumers know exactly what they are looking for, and are more likely to convert when they find it.

Key:

preppedpots.com	25	planty.uk	38
dietchef.co.uk	26	thegoodprep.com	39
apetito.co.uk	27	prepuk.com	40
grubby.co.uk	28	ericlyons.co.uk	41
slimmingworldkitchen.co.uk	29	thecornishfoodboxcompany.co.uk	42
latuapasta.com	30	potsfortots.co.uk	43
cremelondon.com	31	scoffmeals.com	44
detoxkitchen.co.uk	32	mygsn.co.uk	45
eversfieldorganic.co.uk	33	dishpatch.co.uk	46
freshfitnessfood.com	34	heyfresto.co.uk	47
fuelhub.co.uk	35	trifectanutrition.com	48
home-cooks.co.uk	36	eatchefly.com	49
cerurestaurants.com	37	thecookaway.com	50



Sleep & Snooze is a challenger brand in the Beds & Mattresses space.

They partnered with Salience to increase brand awareness and drive press coverage, with the core aim
Of placing their brand directly in front of consumers.

Taking a search-first approach to digital pr we made sure that our strategy focussed on obtaining high-quality, relevant links.

How we did this?

In order to grow brand awareness and build relevant links, we first had to narrow down the core topics which their subject matter expert could speak on with authority.

For Sleep & Snooze these topics were: sleep hygiene & bedroom interior design.

This meant we were able to outreach expert advice to journalists in the lifestyle and interiors press on:

- **Bedroom Feng Shui**
- **The Coastal Grandma Interior Trend for Bedrooms**
- **Bedscaping**
- **Mattress and Bedding Hygiene**

THE RESULTS

61 Pieces of coverage

10 Relevant High DA Links

Let Them Eat Cake: Meeting Customer Intent with Luxury Cakemaker

Pâtisserie Valerie

Pâtisserie Valerie, partnered with Salience to aggressively grow their digital footprint following a landmark partnership with Sainsbury's. Like many digital campaigns, the goal is to acquire new traffic. However, we set a precedent from the start - no vanity metrics allowed. Traffic must have the intent to buy.

Following our discovery process, we identified a huge opportunity to implement 4 new site categories targeting high intent customers.



Patisserie Valerie

These categories were:

- **Occasions (birthdays, anniversaries etc)**
- **Flavour (red velvet, chocolate etc.)**
- **Recipient (for him, her, kids)**
- **Type (Carrot, Gateau etc.)**



Throughout the implementation & launch, we held customer intent and user experience at the heart of our strategy.

Each new category needed a reason for its existence.

Copy was implemented on each page to highlight the brand's history, unique selling points and delicious cakes. Written to be sincerely useful, while giving search engines a chance to recognise the page's purpose.

Sticking to our principles, we quickly saw results

- **67% increase in sessions**
- **52% increase in ranking keywords**
- **The new rankings were across our new high intent categories.**

We see P1 rankings on keywords like "baby shower cake" & "anniversary cakes delivery" to have huge commercial and brand value.



Got a

Come across any head-scratchers in this report so far?

Get in touch for a no-strings chat and we'll run you through any metrics and how they apply to your brand.



Email us



Call us



Live Chat

Question?



// **Salience.**